

Vehicle identification numbers

1 Modifications are a continuing and unpublicized process in vehicle manufacturing. Since spare parts manuals and lists are compiled on a numerical basis, the individual vehicle numbers are essential to correctly identify the component required.

Vehicle Identification Number (VIN)

2 This very important identification number is stamped on a plate attached to the dashboard inside the windshield on the driver's side of the vehicle (see illustration). The VIN also appears on the Vehicle Certificate of Title and Registration. It contains information such as where and when the vehicle was manufactured, the model year and the body style.

Manufacturer's Certification Regulation label

3 The Manufacturer's Certification Regulation label is attached to the driver's side door opening (see illustration). The label contains the name of the manufacturer, the month and year of production, the Gross Vehicle Weight Rating (GVWR), the Gross Axle Weight Rating (GAWR) and the certification statement.

VIN engine code

4 Counting from the left, the engine code letter designation is the 8th character. On all models covered by this manual the engine codes are:

- V 3.6L V6 engine (LLT), 2010 models
- D 3.6L V6 engine (LLT), 2011 models
- 3 3.6L V6 engine (LFX), 2012 and later models
- W 6.2L V8 engine (LS3), 2010 and later models
- J 6.2L V8 engine (L99), 2010 and later models
- P 6.2L V8 engine (LSA), supercharged, 2012 and later models

VIN model year code

5 Counting from the left, the model year code letter designation is the 10th character. On all models covered by this manual the model year codes are:

- A 2010
- B 2011
- C 2012
- D 2013
- E 2014
- F 2015

Engine number

6 The engine identification number is stamped into a machined pad on the left rear (driver's side) of the engine block (see illustration).

Transmission identification

7 The transmission identification number is on a sticker attached to the transmission (see illustration).


8 The transmission RPO codes (listed on the options, or "build" sheet) are as follows:*

- MV5 Aisin AY6 (85 mm), 6-speed manual transmission
- MV5 Aisin AY6 (85 mm), 6-speed manual transmission
- M10 MG9 MM6 Tremec (85 mm), 6-speed manual transmission
- MYA 6L45, 6-speed automatic transmission
- MYB 6L50, 6-speed automatic transmission
- MYC 6L80, 6-speed automatic transmission
- MYD 6L90, 6-speed automatic transmission

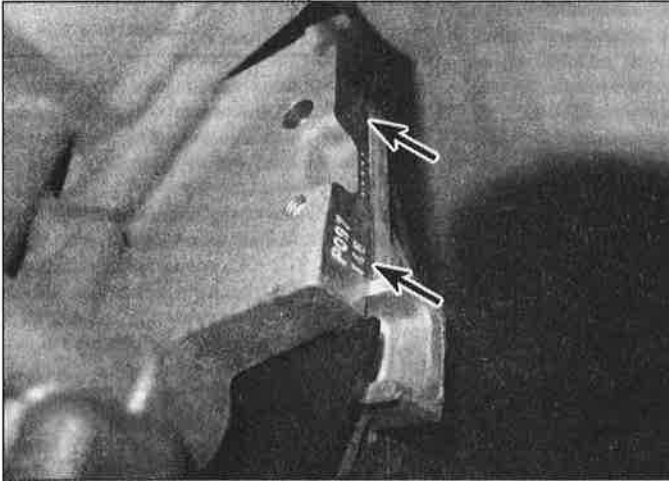
* The transmission RPO code is not given on the I.D. sticker, but the information on the I.D. sticker will be necessary to have when purchasing replacement parts.




The Vehicle Identification Number (VIN) is visible through the driver's side of the windshield



The Manufacturer's Certification Regulation label is located on the driver's door opening



Location of the engine identification number
(V8 engine shown, V6 engines similar)



Location of the transmission identification number sticker

Recall information

Vehicle recalls are carried out by the manufacturer in the rare event of a possible safety-related defect. The vehicle's registered owner is contacted at the address on file at the Department of Motor Vehicles and given the details of the recall. Remedial work is carried out free of charge at a dealer service department.

If you are the new owner of a used vehicle which was subject to a recall and you want to be sure that the work has been carried out, it's best to contact a dealer service department and ask about your individual vehicle - you'll need to furnish them your Vehicle Identification Number (VIN).

The table below is based on informa-

tion provided by the National Highway Traffic Safety Administration (NHTSA), the body which oversees vehicle recalls in the United States. The recall database is updated constantly. For the latest information on vehicle recalls, check the NHTSA website at www.nhtsa.gov, www.safercar.gov, or call the NHTSA hotline at 1-888-327-4236.

| Recall date | Recall campaign number | Model(s) affected | Concern |
|------------------|------------------------|-------------------|--|
| May 06, 2009 | 09V155000 | 2010 Camaro | On some models with V8 engines, the positive battery cable may contact the starter motor housing and cause wear on the cable insulation. If the insulation wears through to the cable, it could create a short. A short could result in a no start condition, cause the vehicle to stall without the ability to restart or result in an engine compartment fire. |
| January 24, 2013 | 13V023000 | 2012 Camaro | On some models the driver's side frontal airbag has a shorting bar which may intermittently contact the airbag terminals. If the bar and terminals are contacting each other at the time of a crash necessitating deployment of the driver's frontal airbag, that airbag will not deploy, increasing the driver's risk of injury. |

Recall information

| Recall date | Recall campaign number | Model(s) affected | Concern |
|--------------------|------------------------|-------------------------------------|---|
| September 26, 2013 | 13V463000 | 2013, 2014 Camaro | On some models the required airbag warning label on the sun visor may peel off. If the airbag warning label detaches from the visor, the driver and front seat passenger may not be warned of the risks of air bag deployment, increasing the risk of injury in the event of a crash. |
| June 06, 2014 | 14V300000 | 2012 Camaro | On some models, the driver's side frontal airbag has a shorting bar which may intermittently contact the airbag terminals. If the bar and terminals are contacting each other at the time of a crash necessitating deployment of the driver's frontal airbag, that airbag will not deploy, increasing the driver's risk of injury. |
| June 20, 2014 | 14V346000 | 2010, 2011, 2012, 2013, 2014 Camaro | On some models, the driver may accidentally hit the ignition key with their knee, unintentionally knocking the key out of the Run position, turning off the engine. If the key is not in the run position, the airbags may not deploy if the vehicle is involved in a crash, increasing the risk of injury. Additionally, a key knocked out of the run position could cause loss of engine power, power steering, and power braking, increasing the risk of a crash. |
| July 02, 2014 | 14V409000 | 2014 Camaro | On some models, improperly torqued fasteners may cause the steering intermediate shaft and the steering gear and/or the lower control arm and the lower balljoint to separate. If any of the components separate, the vehicle may have a loss of steering, increasing the risk of a crash. |
| July 23, 2014 | 14V447000 | 2011, 2012 Camaro | On some models equipped with power height adjustable driver and passenger seats, the bolt that secures the driver's and passenger's power front seat height adjuster may fall out, causing the seat to drop suddenly to the lowest vertical position. If the driver's seat unexpectedly drops, the distraction and altered seat position may affect the drivers' control of the vehicle, increasing the risk of a crash. |
| October 16, 2015 | 15V666000 | 2015 Camaro | On some models, the front seat-mounted side impact airbag inflator may rupture upon its deployment. In the event of a crash necessitating deployment of one or both of the side impact airbags, the airbag's inflator may rupture and the airbag may not properly inflate. The rupture could cause metal fragments to strike the vehicle occupants, potentially resulting in serious injury or death. Additionally, if the airbag does not properly inflate, the driver or passenger is at an increased risk of injury. |